
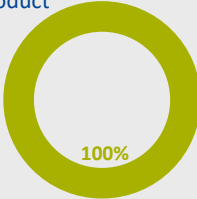
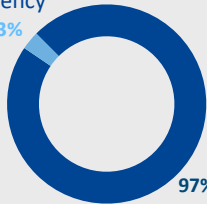


| INVESTMENT PORTFOLIO COMMITTED  | DEVELOPMENT PERFORMANCE  |  |
|---|--|--|
| Number of active partner lending institutions (PLI)<br><b>1</b>   | Number of borrowers<br><b>246</b>  | Sub-loan portfolio outstanding<br><b>EUR 0.5 million</b>   |
| Total committed portfolio amount<br><b>EUR 2.8 million</b>  | Avg. outstanding MSE/Rural<br><b>EUR 1,899</b>   | Avg. outstanding Housing<br><b>-</b>   |
| Avg. investment committed per PLI<br><b>EUR 2.8 million</b>   | Number sub-loans since inception<br><b>14,627</b>  | Sub-loans since inception<br><b>EUR 113.3 million</b>  |
| Portfolio committed by product  | Outstanding sub-loan by product  | by currency  |
|  <ul style="list-style-type: none"> <li>Micro and small enterprises</li> <li>Rural</li> <li>Housing</li> </ul> |  <ul style="list-style-type: none"> <li>Micro and small enterprises</li> <li>Rural</li> <li>Housing</li> </ul> |  <ul style="list-style-type: none"> <li>ALL (as local currency)</li> <li>EUR</li> </ul> |

| Overview EFSE portfolio share  | DEVELOPMENT FACILITY               |                                    |
|--|------------------------------------|------------------------------------|
| Albania – 0.4%   2.8   | Number of projects since inception | Volume of projects since inception |
| SEE <sup>1</sup> total – 62%   535.3   | Albania 37                         | Albania EUR 3.4 million            |
| EFSE total – 100%   866.2  | Total 542                          | Total EUR 33.8 million             |
| in EUR million   | Share 7%                           | Share 10%                          |
| <small><sup>1</sup> SEE = Southeast Europe (Albania, Bosnia and Herzegovina, Bulgaria, Croatia, North Macedonia, Kosovo*, Montenegro, Romania, Serbia, Turkey)</small> |                                    |                                    |

#### CURRENT PARTNER LENDING INSTITUTIONS (INVESTMENT PORTFOLIO)

| Institution Type         | PLI        | Initial investment (EUR million) |
|--------------------------|------------|----------------------------------|
| Microcredit Organization | FED Invest | 3.0                              |

| CONTACT INFORMATION  |  |  |
|--|--|--|
| <b>KfW Development Bank (Initiator)</b><br>Dr. Klaus Müller<br>Email Dr-Klaus.Mueller@kfw.de<br>Phone +49 (0) 69 74 31 35 95 | <b>Finance in Motion GmbH (Advisor)</b><br>Ms. Sylvia Wisniwski<br>Email S.Wisniwski@finance-in-motion.com<br>Phone +49 (0) 69 271 035 150 | <b>Hauck &amp; Aufhäuser Fund Services S.A. (Manager)</b><br>Mr. Christoph Kraiker<br>Email Christoph.Kraiker@hauck-aufhaeuser.com<br>Phone +352 (0) 45 1314 510 |

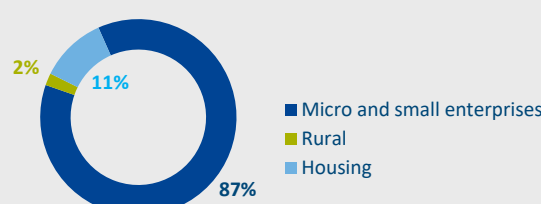
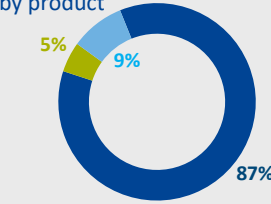
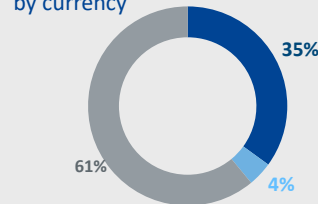
**EFSE Disclaimer**

The Fund is registered in the Grand Duchy of Luxembourg as an investment company with variable capital subject to the Law of 13 February 2007 and is reserved for institutional, professional or other well-informed investors as defined by Luxembourg law. The issue document or the assets held in the Fund have, however, not been approved or disapproved by any authority. The information given herein does not constitute an offer or solicitation in a jurisdiction where to do so is unlawful or where the person making the offer or solicitation is not qualified to do so or where a person receiving the offer or solicitation may not lawfully do so nor does it constitute a commitment of the Fund to offer its shares, notes, and/or other instruments to any investor. No guarantee is given as to the completeness, timeliness, or adequacy of the information provided herein. No investment may be made except upon the basis of the current issue document of the Fund. Not for distribution, offer, sale, transfer or resale in or into the United States of America, Canada, Japan or Australia or to any U.S. person or in any other jurisdiction in which such distribution, offer, sale, transfer or resale would be prohibited by applicable law. This document does not necessarily deal with every important topic or cover every aspect of the topics it deals with. The information in this document does not constitute investment, legal, tax or any other advice. It has been prepared without regard to the individual financial and other circumstances of persons who receive it. Neither the Fund nor Finance in Motion nor any of its shareholders, directors, officers, employees, service providers, advisors, or agents makes any representation or warranty or gives any undertaking of any kind, express or implied, or, to the extent permitted by applicable law, assumes any liability of any kind whatsoever, as to the timeliness, adequacy, correctness, completeness or suitability for any investor of any opinions, forecasts, projections, assumptions and any other information contained in, or otherwise in relation to, this document or assumes any undertaking to supplement any such information as further information becomes available or in light of changing circumstances. The content of this information is subject to change without prior notice © European Fund for Southeast Europe (EFSE), 2021. All rights reserved.

\*This designation is without prejudice to positions on status and is in line with UNSCR 1244/1999 and the ICJ Opinion on the Kosovo declaration of independence. Publication date: June 2021

Investment activities of the European Fund for Southeast Europe (EFSE), supported by:



| INVESTMENT PORTFOLIO COMMITTED  | DEVELOPMENT PERFORMANCE  |   |
|---|--|---|
| Number of active partner lending institutions (PLI)<br><b>5</b>   | Number of borrowers<br><b>4,294</b>  | Sub-loan portfolio outstanding<br><b>EUR 46.0 million</b>   |
| Total committed portfolio amount<br><b>EUR 76.2 million</b>   | Avg. outstanding MSE/Rural<br><b>EUR 10,030</b>  | Avg. outstanding Housing<br><b>EUR 37,334</b>   |
| Avg. investment committed per PLI<br><b>EUR 15.2 million</b>  | Number sub-loans since inception<br><b>60,002</b>  | Sub-loans since inception<br><b>EUR 638.0 million</b>   |
| Portfolio committed by product  | Outstanding sub-loan by product  | by currency   |
|  <ul style="list-style-type: none"> <li>Micro and small enterprises</li> <li>Rural</li> <li>Housing</li> </ul> |  <ul style="list-style-type: none"> <li>Micro and small enterprises</li> <li>Rural</li> <li>Housing</li> </ul> |  <ul style="list-style-type: none"> <li>AMD (as local currency)</li> <li>EUR</li> <li>USD</li> </ul> |

| Overview EFSE portfolio share   | DEVELOPMENT FACILITY               |                                    |
|---|------------------------------------|------------------------------------|
| Armenia – 9% <b>76.2</b>  | Number of projects since inception | Volume of projects since inception |
| ENR <sup>1</sup> total – 36% <b>309.7</b>   | Armenia 46                         | Armenia EUR 1.4 million            |
| EFSE total – 100% <b>866.2</b>  | Total 542                          | Total EUR 33.8 million             |
| in EUR million  | Share 8%                           | Share 4%                           |
| <sup>1</sup> ENR = European Neighborhood Region (Armenia, Azerbaijan, Belarus, Georgia, Moldova, Ukraine) |                                    |                                    |

| CURRENT PARTNER LENDING INSTITUTIONS (INVESTMENT PORTFOLIO) |                   |                                  |
|---|-------------------|----------------------------------|
| Institution Type  | PLI               | Initial investment (EUR million) |
| Commercial Bank   | ACBA              | 39.4                             |
| Commercial Bank   | Araratbank        | 26.1                             |
| Commercial Bank   | Inecobank         | 26.7                             |
| Microcredit Organization                                    | SEF International | 2.3                              |
| Leasing Company   | ACBA Leasing      | 3.9                              |

| CONTACT INFORMATION  |  |  |
|--|--|--|
| <b>KfW Development Bank (Initiator)</b><br>Dr. Klaus Müller<br>Email Dr-Klaus.Mueller@kfw.de<br>Phone +49 (0) 69 74 31 35 95 | <b>Finance in Motion GmbH (Advisor)</b><br>Ms. Sylvia Wisniwski<br>Email S.Wisniwski@finance-in-motion.com<br>Phone +49 (0) 69 271 035 150 | <b>Hauck &amp; Aufhäuser Fund Services S.A. (Manager)</b><br>Mr. Christoph Kraiker<br>Email Christoph.Kraiker@hauck-aufhaeuser.com<br>Phone +352 (0) 45 1314 510 |


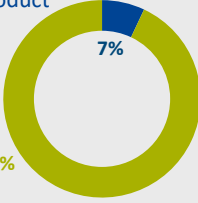
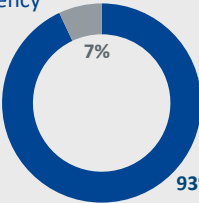
**EFSE Disclaimer**

The Fund is registered in the Grand Duchy of Luxembourg as an investment company with variable capital subject to the Law of 13 February 2007 and is reserved for institutional, professional or other well-informed investors as defined by Luxembourg law. The issue document or the assets held in the Fund have, however, not been approved or disapproved by any authority. The information given herein does not constitute an offer or solicitation in a jurisdiction where to do so is unlawful or where the person making the offer or solicitation is not qualified to do so or where a person receiving the offer or solicitation may not lawfully do so nor does it constitute a commitment of the Fund to offer its shares, notes, and/or other instruments to any investor. No guarantee is given as to the completeness, timeliness, or adequacy of the information provided herein. No investment may be made except upon the basis of the current issue document of the Fund. Not for distribution, offer, sale, transfer or resale in or into the United States of America, Canada, Japan or Australia or to any U.S. person or in any other jurisdiction in which such distribution, offer, sale, transfer or resale would be prohibited by applicable law. This document does not necessarily deal with every important topic or cover every aspect of the topics it deals with. The information in this document does not constitute investment, legal, tax or any other advice. It has been prepared without regard to the individual financial and other circumstances of persons who receive it. Neither the Fund nor Finance in Motion nor any of its shareholders, directors, officers, employees, service providers, advisors, or agents makes any representation or warranty or gives any undertaking of any kind, express or implied, or, to the extent permitted by applicable law, assumes any liability of any kind whatsoever, as to the timeliness, adequacy, correctness, completeness or suitability for any investor of any opinions, forecasts, projections, assumptions and any other information contained in, or otherwise in relation to, this document or assumes any undertaking to supplement any such information as further information becomes available or in light of changing circumstances. The content of this information is subject to change without prior notice © European Fund for Southeast Europe (EFSE), 2021. All rights reserved.

\*This designation is without prejudice to positions on status and is in line with UNSCR 1244/1999 and the ICJ Opinion on the Kosovo declaration of independence. Publication date: June 2021

Investment activities of the European Fund for Southeast Europe (EFSE), supported by:



| INVESTMENT PORTFOLIO COMMITTED                      |  | DEVELOPMENT PERFORMANCE            |                                    |                              |       |                   |       |                      |  |
|---|--|------------------------------------|------------------------------------|------------------------------|-------|-------------------|-------|----------------------|--|
| Number of active partner lending institutions (PLI) | 1  | Number of borrowers                | 167                                |                              |       |                   |       |                      |  |
| Total committed portfolio amount                    | EUR 1.1 million  | Sub-loan portfolio outstanding     | EUR 0.7 million                    |                              |       |                   |       |                      |  |
| Avg. investment committed per PLI                   | EUR 1.1 million  | Avg. outstanding MSE/Rural         | EUR 4,467                          |                              |       |                   |       |                      |  |
| Portfolio committed by product                      |  <ul style="list-style-type: none"> <li>Micro and small enterprises</li> <li>Rural</li> <li>Housing</li> </ul>                          | Avg. outstanding Housing           | -                                  |                              |       |                   |       |                      |  |
| Number sub-loans since inception                    | 54,203   | Sub-loans since inception          | EUR 228.2 million                  |                              |       |                   |       |                      |  |
| Outstanding sub-loan by product                     |  <ul style="list-style-type: none"> <li>Micro and small enterprises</li> <li>Rural</li> <li>Housing</li> </ul>                         | Sub-loans since inception          | EUR 228.2 million                  |                              |       |                   |       |                      |  |
| by currency   |  <ul style="list-style-type: none"> <li>AZN (as local currency)</li> <li>USD</li> </ul>   |                                    |                                    |                              |       |                   |       |                      |  |
| Overview EFSE portfolio share                       | <table border="1"> <tr> <td>Azerbaijan – 0.1%</td> <td>1.1</td> </tr> <tr> <td>ENR<sup>1</sup> total – 36%</td> <td>309.7</td> </tr> <tr> <td>EFSE total – 100%</td> <td>866.2</td> </tr> </table> <p>in EUR million</p> | Azerbaijan – 0.1%                  | 1.1                                | ENR <sup>1</sup> total – 36% | 309.7 | EFSE total – 100% | 866.2 | DEVELOPMENT FACILITY |  |
| Azerbaijan – 0.1%                                   | 1.1  |                                    |                                    |                              |       |                   |       |                      |  |
| ENR <sup>1</sup> total – 36%                        | 309.7  |                                    |                                    |                              |       |                   |       |                      |  |
| EFSE total – 100%                                   | 866.2  |                                    |                                    |                              |       |                   |       |                      |  |
|   |  | Number of projects since inception | Volume of projects since inception |                              |       |                   |       |                      |  |
|   |  | Azerbaijan 22                      | Azerbaijan EUR 0.7 million         |                              |       |                   |       |                      |  |
|   |  | Total 542                          | Total EUR 33.8 million             |                              |       |                   |       |                      |  |
|   |  | Share 4%                           | Share 2%                           |                              |       |                   |       |                      |  |

<sup>1</sup> ENR = European Neighborhood Region (Armenia, Azerbaijan, Belarus, Georgia, Moldova, Ukraine)

### CURRENT PARTNER LENDING INSTITUTIONS (INVESTMENT PORTFOLIO)

| Institution Type  | PLI        | Initial investment (EUR million) |
|-------------------|------------|----------------------------------|
| Microfinance Bank | AccessBank | 2.2                              |

| CONTACT INFORMATION  |  |  |
|--|--|--|
| <b>KfW Development Bank (Initiator)</b><br>Dr. Klaus Müller<br>Email Dr-Klaus.Mueller@kfw.de<br>Phone +49 (0) 69 74 31 35 95 | <b>Finance in Motion GmbH (Advisor)</b><br>Ms. Sylvia Wisniwski<br>Email S.Wisniwski@finance-in-motion.com<br>Phone +49 (0) 69 271 035 150 | <b>Hauck &amp; Aufhäuser Fund Services S.A. (Manager)</b><br>Mr. Christoph Kraiker<br>Email Christoph.Kraiker@hauck-aufhaeuser.com<br>Phone +352 (0) 45 1314 510 |

**EFSE Disclaimer**

The Fund is registered in the Grand Duchy of Luxembourg as an investment company with variable capital subject to the Law of 13 February 2007 and is reserved for institutional, professional or other well-informed investors as defined by Luxembourg law. The issue document or the assets held in the Fund have, however, not been approved or disapproved by any authority. The information given herein does not constitute an offer or solicitation in a jurisdiction where to do so is unlawful or where the person making the offer or solicitation is not qualified to do so or where a person receiving the offer or solicitation may not lawfully do so nor does it constitute a commitment of the Fund to offer its shares, notes, and/or other instruments to any investor. No guarantee is given as to the completeness, timeliness, or adequacy of the information provided herein. No investment may be made except upon the basis of the current issue document of the Fund. Not for distribution, offer, sale, transfer or resale in or into the United States of America, Canada, Japan or Australia or to any U.S. person or in any other jurisdiction in which such distribution, offer, sale, transfer or resale would be prohibited by applicable law. This document does not necessarily deal with every important topic or cover every aspect of the topics it deals with. The information in this document does not constitute investment, legal, tax or any other advice. It has been prepared without regard to the individual financial and other circumstances of persons who receive it. Neither the Fund nor Finance in Motion nor any of its shareholders, directors, officers, employees, service providers, advisors, or agents makes any representation or warranty or gives any undertaking of any kind, express or implied, or, to the extent permitted by applicable law, assumes any liability of any kind whatsoever, as to the timeliness, adequacy, correctness, completeness or suitability for any investor of any opinions, forecasts, projections, assumptions and any other information contained in, or otherwise in relation to, this document or assumes any undertaking to supplement any such information as further information becomes available or in light of changing circumstances. The content of this information is subject to change without prior notice © European Fund for Southeast Europe (EFSE), 2021. All rights reserved.

\*This designation is without prejudice to positions on status and is in line with UNSCR 1244/1999 and the ICJ Opinion on the Kosovo declaration of independence. Publication date: June 2021

Investment activities of the European Fund for Southeast Europe (EFSE), supported by:



| INVESTMENT PORTFOLIO COMMITTED                      |                 | DEVELOPMENT PERFORMANCE          |                  |
|---|-----------------|----------------------------------|------------------|
| Number of active partner lending institutions (PLI) | 2               | Number of borrowers              | 917              |
| Total committed portfolio amount                    | EUR 8.9 million | Sub-loan portfolio outstanding   | EUR 18.5 million |
| Avg. investment committed per PLI                   | EUR 4.5 million | Avg. outstanding MSE/Rural       | EUR 20,174       |
| Portfolio committed by product                      |                 | Avg. outstanding Housing         | -                |
|   |                 | Number sub-loans since inception | 3,452            |
|   |                 | Sub-loans since inception        | EUR 80.1 million |
|   |                 | Outstanding sub-loan by product  |                  |
|   |                 | by currency                      |                  |

| Overview EFSE portfolio share |       | DEVELOPMENT FACILITY               |                  |
|-------------------------------|-------|------------------------------------|------------------|
| Belarus – 1%                  | 8.9   | Number of projects since inception |                  |
| ENR <sup>1</sup> total – 36%  | 309.7 | Belarus                            | 12               |
| EFSE total – 100%             | 866.2 | Total                              | 542              |
| in EUR million                |       | Share                              | 2%               |
|                               |       | Volume of projects since inception |                  |
|                               |       | Belarus                            | EUR 0.1 million  |
|                               |       | Total                              | EUR 33.8 million |
|                               |       | Share                              | 0.4%             |

<sup>1</sup> ENR = European Neighborhood Region (Armenia, Azerbaijan, Belarus, Georgia, Moldova, Ukraine)

### CURRENT PARTNER LENDING INSTITUTIONS (INVESTMENT PORTFOLIO)

| Institution Type | PLI                    | Initial investment (EUR million) |
|------------------|------------------------|----------------------------------|
| Commercial Bank  | Belinvestbank          | 15.0                             |
| Commercial Bank  | Belarusky Narodny Bank | 5.8                              |

| CONTACT INFORMATION  |  |  |
|--|--|--|
| <b>KfW Development Bank (Initiator)</b><br>Dr. Klaus Müller<br>Email Dr-Klaus.Mueller@kfw.de<br>Phone +49 (0) 69 74 31 35 95 | <b>Finance in Motion GmbH (Advisor)</b><br>Ms. Sylvia Wisniwski<br>Email S.Wisniwski@finance-in-motion.com<br>Phone +49 (0) 69 271 035 150 | <b>Hauk &amp; Aufhäuser Fund Services S.A. (Manager)</b><br>Mr. Christoph Kraiker<br>Email Christoph.Kraiker@hauk-aufhaeuser.com<br>Phone +352 (0) 45 1314 510 |

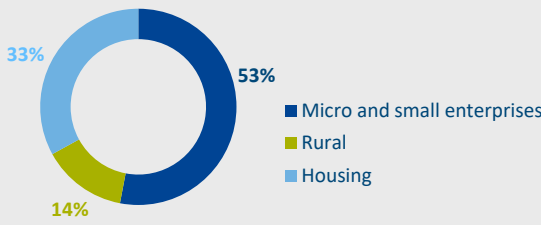
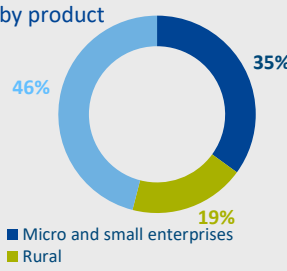
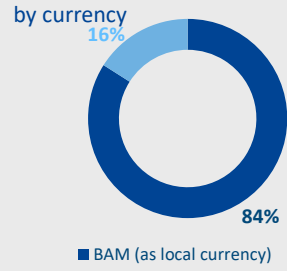
**EFSE Disclaimer**

The Fund is registered in the Grand Duchy of Luxembourg as an investment company with variable capital subject to the Law of 13 February 2007 and is reserved for institutional, professional or other well-informed investors as defined by Luxembourg law. The issue document or the assets held in the Fund have, however, not been approved or disapproved by any authority. The information given herein does not constitute an offer or solicitation in a jurisdiction where to do so is unlawful or where the person making the offer or solicitation is not qualified to do so or where a person receiving the offer or solicitation may not lawfully do so nor does it constitute a commitment of the Fund to offer its shares, notes, and/or other instruments to any investor. No guarantee is given as to the completeness, timeliness, or adequacy of the information provided herein. No investment may be made except upon the basis of the current issue document of the Fund. Not for distribution, offer, sale, transfer or resale in or into the United States of America, Canada, Japan or Australia or to any U.S. person or in any other jurisdiction in which such distribution, offer, sale, transfer or resale would be prohibited by applicable law. This document does not necessarily deal with every important topic or cover every aspect of the topics it deals with. The information in this document does not constitute investment, legal, tax or any other advice. It has been prepared without regard to the individual financial and other circumstances of persons who receive it. Neither the Fund nor Finance in Motion nor any of its shareholders, directors, officers, employees, service providers, advisors, or agents makes any representation or warranty or gives any undertaking of any kind, express or implied, or, to the extent permitted by applicable law, assumes any liability of any kind whatsoever, as to the timeliness, adequacy, correctness, completeness or suitability for any investor of any opinions, forecasts, projections, assumptions and any other information contained in, or otherwise in relation to, this document or assumes any undertaking to supplement any such information as further information becomes available or in light of changing circumstances. The content of this information is subject to change without prior notice © European Fund for Southeast Europe (EFSE), 2021. All rights reserved.

\*This designation is without prejudice to positions on status and is in line with UNSCR 1244/1999 and the ICJ Opinion on the Kosovo declaration of independence. Publication date: March 2021

Investment activities of the European Fund for Southeast Europe (EFSE), supported by:



| INVESTMENT PORTFOLIO COMMITTED   |          | DEVELOPMENT PERFORMANCE  |   |       |                   |       |  |                                    |                                    |
|--|----------|--|---|-------|-------------------|-------|--|------------------------------------|------------------------------------|
| Number of active partner lending institutions (PLI)<br><b>12</b>   |          | Number of borrowers<br><b>15,855</b>   | Sub-loan portfolio outstanding<br><b>EUR 79.7 million</b>                           |       |                   |       |  |                                    |                                    |
| Total committed portfolio amount<br><b>EUR 81.9 million</b>  |          | Avg. outstanding MSE/Rural<br><b>EUR 3,084</b>                                     | Avg. outstanding Housing<br><b>EUR 18,102</b>                                       |       |                   |       |  |                                    |                                    |
| Avg. investment committed per PLI<br><b>EUR 6.8 million</b>  |          | Number sub-loans since inception<br><b>196,098</b>                                 | Sub-loans since inception<br><b>EUR 734.0 million</b>                               |       |                   |       |  |                                    |                                    |
| Portfolio committed by product   |          | Outstanding sub-loan by product  | by currency   |       |                   |       |  |                                    |                                    |
|   |          |  |  |       |                   |       |  |                                    |                                    |
| Overview EFSE portfolio share  |          | DEVELOPMENT FACILITY   |   |       |                   |       |  |                                    |                                    |
| <table border="1"> <tr> <td>BiH – 9%</td> <td>81.9</td> </tr> <tr> <td>SEE<sup>1</sup> total – 62%</td> <td>535.3</td> </tr> <tr> <td>EFSE total – 100%</td> <td>866.2</td> </tr> </table> <p>in EUR million</p> | BiH – 9% | 81.9   | SEE <sup>1</sup> total – 62%  | 535.3 | EFSE total – 100% | 866.2 |  | Number of projects since inception | Volume of projects since inception |
| BiH – 9%   | 81.9     |  |   |       |                   |       |  |                                    |                                    |
| SEE <sup>1</sup> total – 62%   | 535.3    |  |   |       |                   |       |  |                                    |                                    |
| EFSE total – 100%  | 866.2    |  |   |       |                   |       |  |                                    |                                    |
|  |          | BiH 136  | BiH EUR 5.4 million   |       |                   |       |  |                                    |                                    |
|  |          | Total 542  | Total EUR 33.8 million  |       |                   |       |  |                                    |                                    |
|  |          | Share 25%  | Share 16%   |       |                   |       |  |                                    |                                    |

<sup>1</sup> SEE = Southeast Europe (Albania, Bosnia and Herzegovina, Bulgaria, Croatia, North Macedonia, Kosovo\*, Montenegro, Romania, Serbia, Turkey)

#### CURRENT PARTNER LENDING INSTITUTIONS (INVESTMENT PORTFOLIO)

| Institution Type         | PLI                   | Initial investment (EUR million) | Institution Type         | PLI      | Initial investment (EUR million) |
|--------------------------|-----------------------|----------------------------------|--------------------------|----------|----------------------------------|
| Commercial Bank          | Addiko                | 8.0                              | Microcredit Organization | MI-BOSPO | 8.5                              |
| Commercial Bank          | Intesa Sanpaolo Banka | 17.0                             | Microcredit Organization | Mikrofin | 25.0                             |
| Commercial Bank          | NLB Banka Sarajevo    | 5.0                              | Microcredit Organization | Partner  | 9.0                              |
| Commercial Bank          | Raiffeisen Bank BA    | 30.0                             | Microcredit Organization | Sunrise  | 1.5                              |
| Leasing Company          | Raiffeisen Leasing    | 9.0                              | Microfinance Bank        | MF Banka | 10.5                             |
| Microcredit Organization | MCC EKI               | 19.0                             |                          |          |                                  |
| Microcredit Organization | MCF EKI               | 3.0                              |                          |          |                                  |

| CONTACT INFORMATION  |  |  |
|--|--|--|
| <b>KfW Development Bank (Initiator)</b><br>Dr. Klaus Müller<br>Email Dr-Klaus.Mueller@kfw.de<br>Phone +49 (0) 69 74 31 35 95 | <b>Finance in Motion GmbH (Advisor)</b><br>Ms. Sylvia Wisniwski<br>Email S.Wisniwski@finance-in-motion.com<br>Phone +49 (0) 69 271 035 150 | <b>Hauck &amp; Aufhäuser Fund Services S.A. (Manager)</b><br>Mr. Christoph Kraiker<br>Email Christoph.Kraiker@hauck-aufhaeuser.com<br>Phone +352 (0) 45 1314 510 |

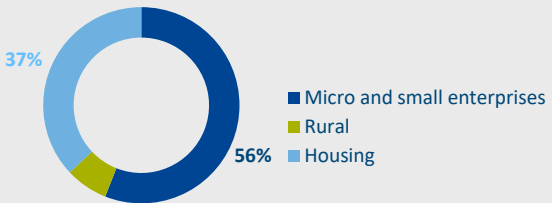
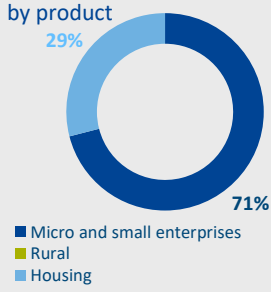
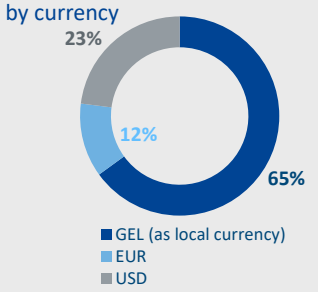
**EFSE Disclaimer**

The Fund is registered in the Grand Duchy of Luxembourg as an investment company with variable capital subject to the Law of 13 February 2007 and is reserved for institutional, professional or other well-informed investors as defined by Luxembourg law. The issue document or the assets held in the Fund have, however, not been approved or disapproved by any authority. The information given herein does not constitute an offer or solicitation in a jurisdiction where to do so is unlawful or where the person making the offer or solicitation is not qualified to do so or where a person receiving the offer or solicitation may not lawfully do so nor does it constitute a commitment of the Fund to offer its shares, notes, and/or other instruments to any investor. No guarantee is given as to the completeness, timeliness, or adequacy of the information provided herein. No investment may be made except upon the basis of the current issue document of the Fund. Not for distribution, offer, sale, transfer or resale in or into the United States of America, Canada, Japan or Australia or to any U.S. person or in any other jurisdiction in which such distribution, offer, sale, transfer or resale would be prohibited by applicable law. This document does not necessarily deal with every important topic or cover every aspect of the topics it deals with. The information in this document does not constitute investment, legal, tax or any other advice. It has been prepared without regard to the individual financial and other circumstances of persons who receive it. Neither the Fund nor Finance in Motion nor any of its shareholders, directors, officers, employees, service providers, advisors, or agents makes any representation or warranty or gives any undertaking of any kind, express or implied, or, to the extent permitted by applicable law, assumes any liability of any kind whatsoever, as to the timeliness, adequacy, correctness, completeness or suitability for any investor of any opinions, forecasts, projections, assumptions and any other information contained in, or otherwise in relation to, this document or assumes any undertaking to supplement any such information as further information becomes available or in light of changing circumstances. The content of this information is subject to change without prior notice © European Fund for Southeast Europe (EFSE), 2021. All rights reserved.

\*This designation is without prejudice to positions on status and is in line with UNSCR 1244/1999 and the ICJ Opinion on the Kosovo declaration of independence. Publication date: June 2021

Investment activities of the European Fund for Southeast Europe (EFSE) supported by:



| INVESTMENT PORTFOLIO COMMITTED  |                   | DEVELOPMENT PERFORMANCE            |                                    |                        |     |       |            |      |       |  |  |   |
|---|-------------------|------------------------------------|------------------------------------|------------------------|-----|-------|------------|------|-------|--|--|---|
| Number of active partner lending institutions (PLI)   | 6                 | Number of borrowers                | 26,079                             |                        |     |       |            |      |       |  |  |   |
| Total committed portfolio amount  | EUR 132.8 million | Sub-loan portfolio outstanding     | EUR 189,5 million                  |                        |     |       |            |      |       |  |  |   |
| Avg. investment committed per PLI   | EUR 22.1 million  | Avg. outstanding MSE/Rural         | EUR 6,044                          |                        |     |       |            |      |       |  |  |   |
| Portfolio committed by product  |                   | Number sub-loans since inception   | 89,766                             |                        |     |       |            |      |       |  |  |   |
|    |                   | Sub-loans since inception          | EUR 1,157.8 million                |                        |     |       |            |      |       |  |  |   |
| Overview EFSE portfolio share   |                   | Outstanding sub-loan by product    |                                    |                        |     |       |            |      |       |  |  |   |
| <table border="1"> <tr> <td>Georgia</td> <td>15%</td> <td>132.8</td> </tr> <tr> <td>ENR<sup>1</sup> total</td> <td>36%</td> <td>309.7</td> </tr> <tr> <td>EFSE total</td> <td>100%</td> <td>866.2</td> </tr> </table> <p>in EUR million</p> | Georgia           | 15%                                | 132.8                              | ENR <sup>1</sup> total | 36% | 309.7 | EFSE total | 100% | 866.2 |  |  |  |
| Georgia   | 15%               | 132.8                              |                                    |                        |     |       |            |      |       |  |  |   |
| ENR <sup>1</sup> total  | 36%               | 309.7                              |                                    |                        |     |       |            |      |       |  |  |   |
| EFSE total  | 100%              | 866.2                              |                                    |                        |     |       |            |      |       |  |  |   |
| <p><sup>1</sup> ENR = European Neighborhood Region (Armenia, Azerbaijan, Belarus, Georgia, Moldova, Ukraine)</p>  |                   | DEVELOPMENT FACILITY               |                                    |                        |     |       |            |      |       |  |  |   |
|   |                   | Number of projects since inception | Volume of projects since inception |                        |     |       |            |      |       |  |  |   |
|   |                   | Georgia                            | 50                                 |                        |     |       |            |      |       |  |  |   |
|   |                   | Total                              | 542                                |                        |     |       |            |      |       |  |  |   |
|   |                   | Share                              | 9%                                 |                        |     |       |            |      |       |  |  |   |
|   |                   | Georgia                            | EUR 3.3 million                    |                        |     |       |            |      |       |  |  |   |
|   |                   | Total                              | EUR 33.8 million                   |                        |     |       |            |      |       |  |  |   |
|   |                   | Share                              | 10%                                |                        |     |       |            |      |       |  |  |   |

#### CURRENT PARTNER LENDING INSTITUTIONS (INVESTMENT PORTFOLIO)

| Institution Type         | PLI             | Initial investment (EUR million) |
|--------------------------|-----------------|----------------------------------|
| Commercial Bank          | Bank of Georgia | 65.4                             |
| Commercial Bank          | BGEO Group      | 8.7                              |
| Commercial Bank          | TBC Bank GE     | 72.5                             |
| Commercial Bank          | Basisbank       | 14.1                             |
| Microcredit Organization | Crystal         | 4.6                              |

| CONTACT INFORMATION  |  |  |
|--|--|--|
| <b>KfW Development Bank (Initiator)</b><br>Dr. Klaus Müller<br>Email Dr-Klaus.Mueller@kfw.de<br>Phone +49 (0) 69 74 31 35 95 | <b>Finance in Motion GmbH (Advisor)</b><br>Ms. Sylvia Wisniwski<br>Email S.Wisniwski@finance-in-motion.com<br>Phone +49 (0) 69 271 035 150 | <b>Hauck &amp; Aufhäuser Fund Services S.A. (Manager)</b><br>Mr. Christoph Kraiker<br>Email Christoph.Kraiker@hauck-aufhaeuser.com<br>Phone +352 (0) 45 1314 510 |

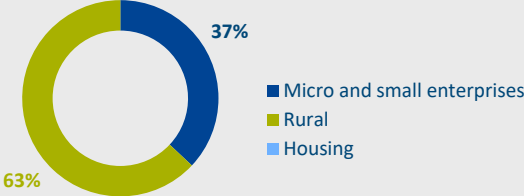
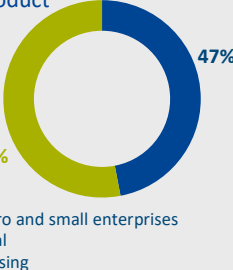
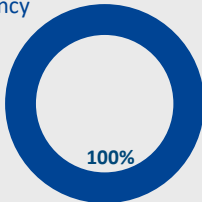
**EFSE Disclaimer**

The Fund is registered in the Grand Duchy of Luxembourg as an investment company with variable capital subject to the Law of 13 February 2007 and is reserved for institutional, professional or other well-informed investors as defined by Luxembourg law. The issue document or the assets held in the Fund have, however, not been approved or disapproved by any authority. The information given herein does not constitute an offer or solicitation in a jurisdiction where to do so is unlawful or where the person making the offer or solicitation is not qualified to do so or where a person receiving the offer or solicitation may not lawfully do so nor does it constitute a commitment of the Fund to offer its shares, notes, and/or other instruments to any investor. No guarantee is given as to the completeness, timeliness, or adequacy of the information provided herein. No investment may be made except upon the basis of the current issue document of the Fund. Not for distribution, offer, sale, transfer or resale in or into the United States of America, Canada, Japan or Australia or to any U.S. person or in any other jurisdiction in which such distribution, offer, sale, transfer or resale would be prohibited by applicable law. This document does not necessarily deal with every important topic or cover every aspect of the topics it deals with. The information in this document does not constitute investment, legal, tax or any other advice. It has been prepared without regard to the individual financial and other circumstances of persons who receive it. Neither the Fund nor Finance in Motion nor any of its shareholders, directors, officers, employees, service providers, advisors, or agents makes any representation or warranty or gives any undertaking of any kind, express or implied, or, to the extent permitted by applicable law, assumes any liability of any kind whatsoever, as to the timeliness, adequacy, correctness, completeness or suitability for any investor of any opinions, forecasts, projections, assumptions and any other information contained in, or otherwise in relation to, this document or assumes any undertaking to supplement any such information as further information becomes available or in light of changing circumstances. The content of this information is subject to change without prior notice © European Fund for Southeast Europe (EFSE), 2021. All rights reserved.

\*This designation is without prejudice to positions on status and is in line with UNSCR 1244/1999 and the ICJ Opinion on the Kosovo declaration of independence. Publication date: June 2021

Investment activities of the European Fund for Southeast Europe (EFSE), supported by:



| INVESTMENT PORTFOLIO COMMITTED  |                  | DEVELOPMENT PERFORMANCE   |                  |                              |       |                   |       |   |  |                                    |  |                                    |  |        |    |        |                 |       |     |       |                  |       |     |       |     |
|---|------------------|---|------------------|------------------------------|-------|-------------------|-------|---|--|------------------------------------|--|------------------------------------|--|--------|----|--------|-----------------|-------|-----|-------|------------------|-------|-----|-------|-----|
| Number of active partner lending institutions (PLI)   | 5                | Number of borrowers   | 4,091            |                              |       |                   |       |   |  |                                    |  |                                    |  |        |    |        |                 |       |     |       |                  |       |     |       |     |
| Total committed portfolio amount  | EUR 22.3 million | Avg. outstanding MSE/Rural  | EUR 4,193        |                              |       |                   |       |   |  |                                    |  |                                    |  |        |    |        |                 |       |     |       |                  |       |     |       |     |
| Avg. investment committed per PLI   | EUR 4.7 million  | Number sub-loans since inception  | 92,894           |                              |       |                   |       |   |  |                                    |  |                                    |  |        |    |        |                 |       |     |       |                  |       |     |       |     |
| Portfolio committed by product  |                  | Outstanding sub-loan by product   |                  |                              |       |                   |       |   |  |                                    |  |                                    |  |        |    |        |                 |       |     |       |                  |       |     |       |     |
|    |                  |   |                  |                              |       |                   |       |   |  |                                    |  |                                    |  |        |    |        |                 |       |     |       |                  |       |     |       |     |
| Overview EFSE portfolio share   |                  | DEVELOPMENT FACILITY  |                  |                              |       |                   |       |   |  |                                    |  |                                    |  |        |    |        |                 |       |     |       |                  |       |     |       |     |
| <table border="1"> <tr> <td>Kosovo – 3%</td> <td>22.3</td> </tr> <tr> <td>SEE<sup>1</sup> total – 62%</td> <td>535.3</td> </tr> <tr> <td>EFSE total – 100%</td> <td>866.2</td> </tr> </table> <p>in EUR million</p> |                  | Kosovo – 3%   | 22.3             | SEE <sup>1</sup> total – 62% | 535.3 | EFSE total – 100% | 866.2 | <table border="1"> <tr> <td>Number of projects since inception</td> <td></td> <td>Volume of projects since inception</td> <td></td> </tr> <tr> <td>Kosovo</td> <td>84</td> <td>Kosovo</td> <td>EUR 3.4 million</td> </tr> <tr> <td>Total</td> <td>542</td> <td>Total</td> <td>EUR 33.8 million</td> </tr> <tr> <td>Share</td> <td>15%</td> <td>Share</td> <td>10%</td> </tr> </table> |  | Number of projects since inception |  | Volume of projects since inception |  | Kosovo | 84 | Kosovo | EUR 3.4 million | Total | 542 | Total | EUR 33.8 million | Share | 15% | Share | 10% |
| Kosovo – 3%   | 22.3             |   |                  |                              |       |                   |       |   |  |                                    |  |                                    |  |        |    |        |                 |       |     |       |                  |       |     |       |     |
| SEE <sup>1</sup> total – 62%  | 535.3            |   |                  |                              |       |                   |       |   |  |                                    |  |                                    |  |        |    |        |                 |       |     |       |                  |       |     |       |     |
| EFSE total – 100%   | 866.2            |   |                  |                              |       |                   |       |   |  |                                    |  |                                    |  |        |    |        |                 |       |     |       |                  |       |     |       |     |
| Number of projects since inception  |                  | Volume of projects since inception  |                  |                              |       |                   |       |   |  |                                    |  |                                    |  |        |    |        |                 |       |     |       |                  |       |     |       |     |
| Kosovo  | 84               | Kosovo  | EUR 3.4 million  |                              |       |                   |       |   |  |                                    |  |                                    |  |        |    |        |                 |       |     |       |                  |       |     |       |     |
| Total   | 542              | Total   | EUR 33.8 million |                              |       |                   |       |   |  |                                    |  |                                    |  |        |    |        |                 |       |     |       |                  |       |     |       |     |
| Share   | 15%              | Share   | 10%              |                              |       |                   |       |   |  |                                    |  |                                    |  |        |    |        |                 |       |     |       |                  |       |     |       |     |
| <p><sup>1</sup> SEE = Southeast Europe (Albania, Bosnia and Herzegovina, Bulgaria, Croatia, North Macedonia, Kosovo*, Montenegro, Romania, Serbia, Turkey)</p>  |                  |  |                  |                              |       |                   |       |   |  |                                    |  |                                    |  |        |    |        |                 |       |     |       |                  |       |     |       |     |

| CURRENT PARTNER LENDING INSTITUTIONS (INVESTMENT PORTFOLIO) |            |                                  |
|---|------------|----------------------------------|
| Institution Type  | PLI        | Initial investment (EUR million) |
| Commercial Bank   | BpB        | 1.5                              |
| Commercial Bank   | BKT Kosovo | 10.0                             |
| Microcredit Organization                                    | AfK        | 4.0                              |
| Microcredit Organization                                    | KEP Trust  | 6.0                              |
| Microcredit Organization                                    | KRK        | 6.4                              |

| CONTACT INFORMATION  |  |  |
|--|--|--|
| <b>KfW Development Bank (Initiator)</b><br>Mr. Christoph Tiskens<br>Email Christoph.Tiskens@kfw.de<br>Phone +49 (0) 69 74 31 22 65 | <b>Finance in Motion GmbH (Advisor)</b><br>Ms. Sylvia Wisniwski<br>Email S.Wisniwski@finance-in-motion.com<br>Phone +49 (0) 69 271 035 150 | <b>Hauck &amp; Aufhäuser Fund Services S.A. (Manager)</b><br>Mr. Christoph Kraiker<br>Email Christoph.Kraiker@hauck-aufhaeuser.com<br>Phone +352 (0) 45 1314 510 |

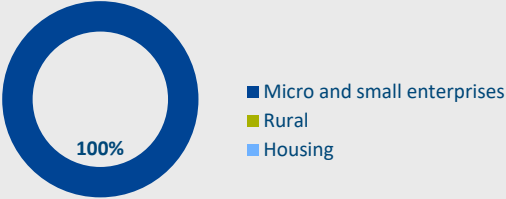
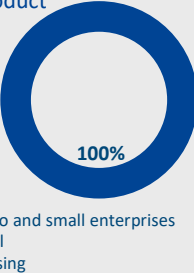
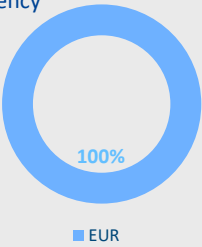
**EFSE Disclaimer**

The Fund is registered in the Grand Duchy of Luxembourg as an investment company with variable capital subject to the Law of 13 February 2007 and is reserved for institutional, professional or other well-informed investors as defined by Luxembourg law. The issue document or the assets held in the Fund have, however, not been approved or disapproved by any authority. The information given herein does not constitute an offer or solicitation in a jurisdiction where to do so is unlawful or where the person making the offer or solicitation is not qualified to do so or where a person receiving the offer or solicitation may not lawfully do so nor does it constitute a commitment of the Fund to offer its shares, notes, and/or other instruments to any investor. No guarantee is given as to the completeness, timeliness, or adequacy of the information provided herein. No investment may be made except upon the basis of the current issue document of the Fund. Not for distribution, offer, sale, transfer or resale in or into the United States of America, Canada, Japan or Australia or to any U.S. person or in any other jurisdiction in which such distribution, offer, sale, transfer or resale would be prohibited by applicable law. This document does not necessarily deal with every important topic or cover every aspect of the topics it deals with. The information in this document does not constitute investment, legal, tax or any other advice. It has been prepared without regard to the individual financial and other circumstances of persons who receive it. Neither the Fund nor Finance in Motion nor any of its shareholders, directors, officers, employees, service providers, advisors, or agents makes any representation or warranty or gives any undertaking of any kind, express or implied, or, to the extent permitted by applicable law, assumes any liability of any kind whatsoever, as to the timeliness, adequacy, correctness, completeness or suitability for any investor of any opinions, forecasts, projections, assumptions and any other information contained in, or otherwise in relation to, this document or assumes any undertaking to supplement any such information as further information becomes available or in light of changing circumstances. The content of this information is subject to change without prior notice © European Fund for Southeast Europe (EFSE), 2021. All rights reserved.

\*This designation is without prejudice to positions on status and is in line with UNSCR 1244/1999 and the ICJ Opinion on the Kosovo declaration of independence. Publication date: June 2021

Investment activities of the European Fund for Southeast Europe (EFSE), supported by:



| INVESTMENT PORTFOLIO COMMITTED  | DEVELOPMENT PERFORMANCE  |   |
|---|--|---|
| Number of active partner lending institutions (PLI)<br><b>1</b>                   | Number of borrowers<br><b>311</b>  | Sub-loan portfolio outstanding<br><b>EUR 3.0 million</b>                            |
| Total committed portfolio amount<br><b>EUR 3.3 million</b>                        | Avg. outstanding MSE/Rural<br><b>EUR 9,729</b>                                     | Avg. outstanding Housing<br><b>-</b>  |
| Avg. investment committed per PLI<br><b>EUR 3.3 million</b>                       | Number sub-loans since inception<br><b>17,269</b>                                  | Sub-loans since inception<br><b>EUR 169.8 million</b>                               |
| Portfolio committed by product  | Outstanding sub-loan by product  | by currency   |
|  |  |  |

| Overview EFSE portfolio share |       | DEVELOPMENT FACILITY               |                                    |         |                  |
|-------------------------------|-------|------------------------------------|------------------------------------|---------|------------------|
| Moldova – 0.4%                | 3.3   | Number of projects since inception | Volume of projects since inception |         |                  |
| ENR <sup>1</sup> total – 36%  | 309.7 | Moldova                            | 72                                 | Moldova | EUR 2.4 million  |
| EFSE total – 100%             | 866.2 | Total                              | 542                                | Total   | EUR 33.8 million |
| in EUR million                |       | Share                              | 13%                                | Share   | 7%               |

<sup>1</sup> ENR = European Neighborhood Region (Armenia, Azerbaijan, Belarus, Georgia, Moldova, Ukraine)

| CURRENT PARTNER LENDING INSTITUTIONS (INVESTMENT PORTFOLIO) |               |                                  |
|---|---------------|----------------------------------|
| Institution Type  | PLI           | Initial investment (EUR million) |
| Leasing Company   | BT Leasing MD | 5.8                              |

| CONTACT INFORMATION  |  |  |
|--|--|--|
| <b>KfW Development Bank (Initiator)</b><br>Dr. Klaus Müller<br>Email Dr-Klaus.Mueller@kfw.de<br>Phone +49 (0) 69 74 31 35 95 | <b>Finance in Motion GmbH (Advisor)</b><br>Ms. Sylvia Wisniwski<br>Email S.Wisniwski@finance-in-motion.com<br>Phone +49 (0) 69 271 035 150 | <b>Hauck &amp; Aufhäuser Fund Services S.A. (Manager)</b><br>Mr. Christoph Kraiker<br>Email Christoph.Kraiker@hauck-aufhaeuser.com<br>Phone +352 (0) 45 1314 510 |

**EFSE Disclaimer**

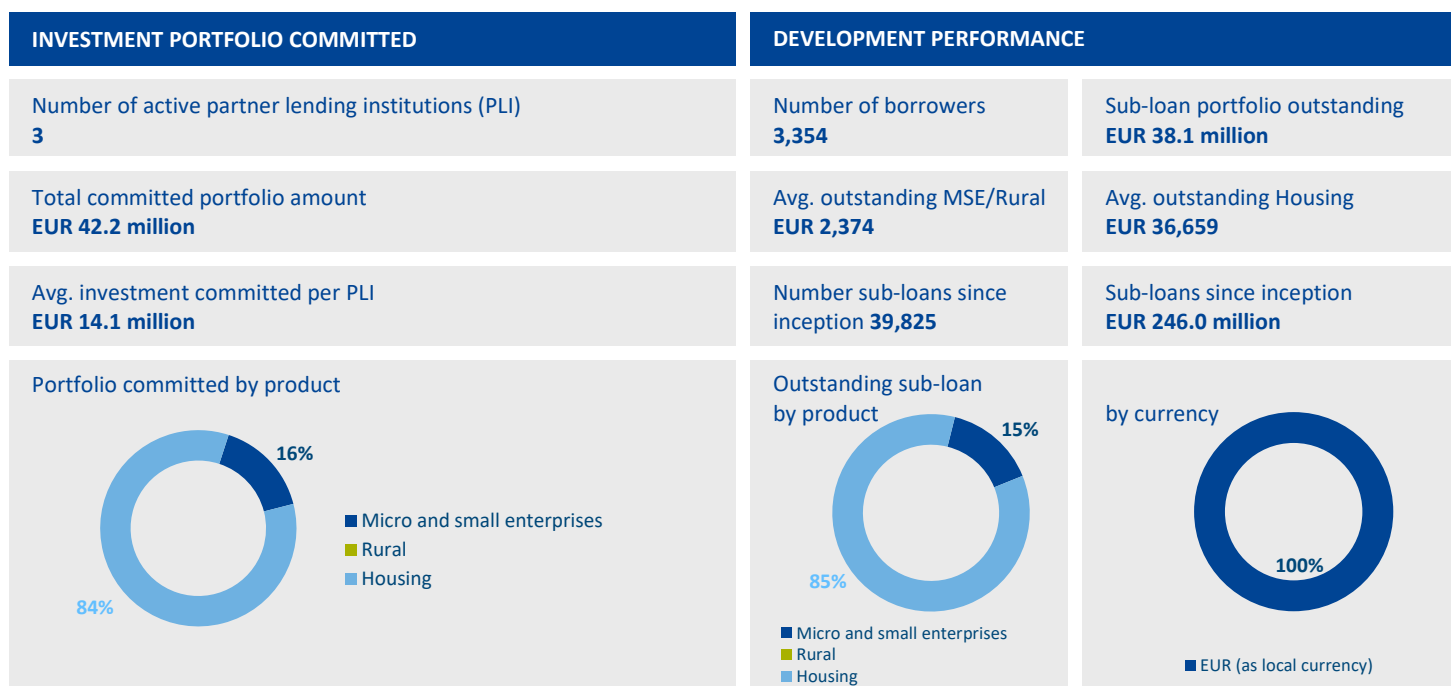
The Fund is registered in the Grand Duchy of Luxembourg as an investment company with variable capital subject to the Law of 13 February 2007 and is reserved for institutional, professional or other well-informed investors as defined by Luxembourg law. The issue document or the assets held in the Fund have, however, not been approved or disapproved by any authority. The information given herein does not constitute an offer or solicitation in a jurisdiction where to do so is unlawful or where the person making the offer or solicitation is not qualified to do so or where a person receiving the offer or solicitation may not lawfully do so nor does it constitute a commitment of the Fund to offer its shares, notes, and/or other instruments to any investor. No guarantee is given as to the completeness, timeliness, or adequacy of the information provided herein. No investment may be made except upon the basis of the current issue document of the Fund. Not for distribution, offer, sale, transfer or resale in or into the United States of America, Canada, Japan or Australia or to any U.S. person or in any other jurisdiction in which such distribution, offer, sale, transfer or resale would be prohibited by applicable law. This document does not necessarily deal with every important topic or cover every aspect of the topics it deals with. The information in this document does not constitute investment, legal, tax or any other advice. It has been prepared without regard to the individual financial and other circumstances of persons who receive it. Neither the Fund nor Finance in Motion nor any of its shareholders, directors, officers, employees, service providers, advisors, or agents makes any representation or warranty or gives any undertaking of any kind, express or implied, or, to the extent permitted by applicable law, assumes any liability of any kind whatsoever, as to the timeliness, adequacy, correctness, completeness or suitability for any investor of any opinions, forecasts, projections, assumptions and any other information contained in, or otherwise in relation to, this document or assumes any undertaking to supplement any such information as further information becomes available or in light of changing circumstances. The content of this information is subject to change without prior notice © European Fund for Southeast Europe (EFSE), 2021. All rights reserved.

\*This designation is without prejudice to positions on status and is in line with UNSCR 1244/1999 and the ICJ Opinion on the Kosovo declaration of independence. Publication date: June 2021

Investment activities of the European Fund for Southeast Europe (EFSE), supported by:







| CURRENT PARTNER LENDING INSTITUTIONS (INVESTMENT PORTFOLIO) |                      |                                  |
|---|----------------------|----------------------------------|
| Institution Type  | PLI                  | Initial investment (EUR million) |
| Commercial Bank   | CKB                  | 10.0                             |
| Commercial Bank   | Erste Bank Podgorica | 30.0                             |
| Microcredit Organization                                    | Alter Modus          | 10.0                             |

| CONTACT INFORMATION   |   |  |
|---|---|--|
| <b>KfW Development Bank (Initiator)</b><br>Dr. Klaus Müller<br>Email <a href="mailto:Dr-Klaus.Mueller@kfw.de">Dr-Klaus.Mueller@kfw.de</a><br>Phone +49 (0) 69 74 31 35 95 | <b>Finance in Motion GmbH (Advisor)</b><br>Ms. Sylvia Wisniwski<br>Email <a href="mailto:S.Wisniwski@finance-in-motion.com">S.Wisniwski@finance-in-motion.com</a><br>Phone +49 (0) 69 271 035 150 | <b>Hauck &amp; Aufhäuser Fund Services S.A. (Manager)</b><br>Mr. Christoph Kraiker<br>Email <a href="mailto:Christoph.Kraiker@hauck-aufhaeuser.com">Christoph.Kraiker@hauck-aufhaeuser.com</a><br>Phone +352 (0) 45 1314 510 |

**EFSE Disclaimer**

The Fund is registered in the Grand Duchy of Luxembourg as an investment company with variable capital subject to the Law of 13 February 2007 and is reserved for institutional, professional or other well-informed investors as defined by Luxembourg law. The issue document or the assets held in the Fund have, however, not been approved or disapproved by any authority. The information given herein does not constitute an offer or solicitation in a jurisdiction where to do so is unlawful or where the person making the offer or solicitation is not qualified to do so or where a person receiving the offer or solicitation may not lawfully do so nor does it constitute a commitment of the Fund to offer its shares, notes, and/or other instruments to any investor. No guarantee is given as to the completeness, timeliness, or adequacy of the information provided herein. No investment may be made except upon the basis of the current issue document of the Fund. Not for distribution, offer, sale, transfer or resale in or into the United States of America, Canada, Japan or Australia or to any U.S. person or in any other jurisdiction in which such distribution, offer, sale, transfer or resale would be prohibited by applicable law. This document does not necessarily deal with every important topic or cover every aspect of the topics it deals with. The information in this document does not constitute investment, legal, tax or any other advice. It has been prepared without regard to the individual financial and other circumstances of persons who receive it. Neither the Fund nor Finance in Motion nor any of its shareholders, directors, officers, employees, service providers, advisors, or agents makes any representation or warranty or gives any undertaking of any kind, express or implied, or, to the extent permitted by applicable law, assumes any liability of any kind whatsoever, as to the timeliness, adequacy, correctness, completeness or suitability for any investor of any opinions, forecasts, projections, assumptions and any other information contained in, or otherwise in relation to, this document or assumes any undertaking to supplement any such information as further information becomes available or in light of changing circumstances. The content of this information is subject to change without prior notice © European Fund for Southeast Europe (EFSE), 2021. All rights reserved.

\*This designation is without prejudice to positions on status and is in line with UNSCR 1244/1999 and the ICJ Opinion on the Kosovo declaration of independence. Publication date: June 2021

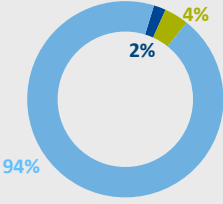
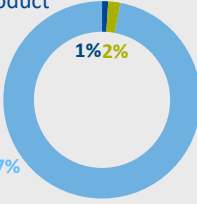
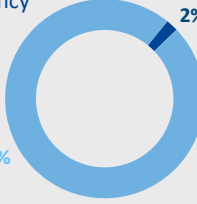
Investment activities of the European Fund for Southeast Europe (EFSE), supported by:



# Q2 2021

## North Macedonia

### COUNTRY FACT SHEET

| INVESTMENT PORTFOLIO COMMITTED  | DEVELOPMENT PERFORMANCE  |  |
|---|--|--|
| Number of active partner lending institutions (PLI)<br><b>3</b>   | Number of borrowers<br><b>2,269</b>  | Sub-loan portfolio outstanding<br><b>EUR 63.3 million</b>  |
| Total committed portfolio amount<br><b>EUR 38.6 million</b>   | Avg. outstanding MSE/Rural<br><b>EUR 4,145</b>   | Avg. outstanding Housing<br><b>EUR 32,817</b>  |
| Avg. investment committed per PLI<br><b>EUR 12.9 million</b>  | Number sub-loans since inception<br><b>10,813</b>  | Sub-loans since inception<br><b>EUR 214.8 million</b>  |
| Portfolio committed by product  | Outstanding sub-loan by product  | by currency  |
|  <ul style="list-style-type: none"> <li>Micro and small enterprises</li> <li>Rural</li> <li>Housing</li> </ul> |  <ul style="list-style-type: none"> <li>Micro and small enterprises</li> <li>Rural</li> <li>Housing</li> </ul> |  <ul style="list-style-type: none"> <li>MKD (as local currency)</li> <li>EUR</li> </ul> |

| Overview EFSE portfolio share  | DEVELOPMENT FACILITY  |                 |    |       |     |       |    |                 |                 |       |                  |       |    |
|--|---|-----------------|----|-------|-----|-------|----|-----------------|-----------------|-------|------------------|-------|----|
| <p>North Macedonia – 4% <b>38.6</b></p> <p>SEE<sup>1</sup> total – 62% <b>535.3</b></p> <p>EFSE total – 100% <b>866.2</b></p> <p>in EUR million</p>            | <p>Number of projects since inception</p> <table border="1"> <tr> <td>North Macedonia</td> <td>36</td> </tr> <tr> <td>Total</td> <td>542</td> </tr> <tr> <td>Share</td> <td>7%</td> </tr> </table> <p>Volume of projects since inception</p> <table border="1"> <tr> <td>North Macedonia</td> <td>EUR 1.0 million</td> </tr> <tr> <td>Total</td> <td>EUR 33.8 million</td> </tr> <tr> <td>Share</td> <td>3%</td> </tr> </table> | North Macedonia | 36 | Total | 542 | Share | 7% | North Macedonia | EUR 1.0 million | Total | EUR 33.8 million | Share | 3% |
| North Macedonia  | 36  |                 |    |       |     |       |    |                 |                 |       |                  |       |    |
| Total  | 542   |                 |    |       |     |       |    |                 |                 |       |                  |       |    |
| Share  | 7%  |                 |    |       |     |       |    |                 |                 |       |                  |       |    |
| North Macedonia  | EUR 1.0 million   |                 |    |       |     |       |    |                 |                 |       |                  |       |    |
| Total  | EUR 33.8 million  |                 |    |       |     |       |    |                 |                 |       |                  |       |    |
| Share  | 3%  |                 |    |       |     |       |    |                 |                 |       |                  |       |    |
| <p><sup>1</sup> SEE = Southeast Europe (Albania, Bosnia and Herzegovina, Bulgaria, Croatia, North Macedonia, Kosovo*, Montenegro, Romania, Serbia, Turkey)</p> |   |                 |    |       |     |       |    |                 |                 |       |                  |       |    |

| CURRENT PARTNER LENDING INSTITUTIONS (INVESTMENT PORTFOLIO) |                |                                  |
|---|----------------|----------------------------------|
| Institution Type  | PLI            | Initial investment (EUR million) |
| Commercial Bank   | Halkbank MK    | 35.0                             |
| Commercial Bank   | Ohridska Banka | 25.0                             |
| Microcredit Organization                                    | Horizonti      | 2.6                              |

| CONTACT INFORMATION  |  |  |
|--|--|--|
| <p><b>KfW Development Bank (Initiator)</b><br/>Dr. Klaus Müller<br/>Email Dr-Klaus.Mueller@kfw.de<br/>Phone +49 (0) 69 74 31 35 95</p> | <p><b>Finance in Motion GmbH (Advisor)</b><br/>Ms. Sylvia Wisniwski<br/>Email S.Wisniwski@finance-in-motion.com<br/>Phone +49 (0) 69 271 035 150</p> | <p><b>Hauck &amp; Aufhäuser Fund Services S.A. (Manager)</b><br/>Mr. Christoph Kraiker<br/>Email Christoph.Kraiker@hauck-aufhaeuser.com<br/>Phone +352 (0) 45 1314 510</p> |

**EFSE Disclaimer**

The Fund is registered in the Grand Duchy of Luxembourg as an investment company with variable capital subject to the Law of 13 February 2007 and is reserved for institutional, professional or other well-informed investors as defined by Luxembourg law. The issue document or the assets held in the Fund have, however, not been approved or disapproved by any authority. The information given herein does not constitute an offer or solicitation in a jurisdiction where to do so is unlawful or where the person making the offer or solicitation is not qualified to do so or where a person receiving the offer or solicitation may not lawfully do so nor does it constitute a commitment of the Fund to offer its shares, notes, and/or other instruments to any investor. No guarantee is given as to the completeness, timeliness, or adequacy of the information provided herein. No investment may be made except upon the basis of the current issue document of the Fund. Not for distribution, offer, sale, transfer or resale in or into the United States of America, Canada, Japan or Australia or to any U.S. person or in any other jurisdiction in which such distribution, offer, sale, transfer or resale would be prohibited by applicable law. This document does not necessarily deal with every important topic or cover every aspect of the topics it deals with. The information in this document does not constitute investment, legal, tax or any other advice. It has been prepared without regard to the individual financial and other circumstances of persons who receive it. Neither the Fund nor Finance in Motion nor any of its shareholders, directors, officers, employees, service providers, advisors, or agents makes any representation or warranty or gives any undertaking of any kind, express or implied, or, to the extent permitted by applicable law, assumes any liability of any kind whatsoever, as to the timeliness, adequacy, correctness, completeness or suitability for any investor of any opinions, forecasts, projections, assumptions and any other information contained in, or otherwise in relation to, this document or assumes any undertaking to supplement any such information as further information becomes available or in light of changing circumstances. The content of this information is subject to change without prior notice © European Fund for Southeast Europe (EFSE), 2021. All rights reserved.

\*This designation is without prejudice to positions on status and is in line with UNSCR 1244/1999 and the ICJ Opinion on the Kosovo declaration of independence. Publication date: June 2021

Investment activities of the European Fund for Southeast Europe (EFSE), supported by:



| INVESTMENT PORTFOLIO COMMITTED                      |                   | DEVELOPMENT PERFORMANCE            |                     |
|---|-------------------|------------------------------------|---------------------|
| Number of active partner lending institutions (PLI) | 8                 | Number of borrowers                | 13,656              |
| Total committed portfolio amount                    | EUR 134.3 million | Sub-loan portfolio outstanding     | EUR 204.5 million   |
| Avg. investment committed per PLI                   | EUR 16.8 million  | Avg. outstanding MSE/Rural         | EUR 14,978          |
| Portfolio committed by product                      |                   | Avg. outstanding Housing           | -                   |
|   |                   | Number sub-loans since inception   | 83,839              |
|   |                   | Sub-loans since inception          | EUR 1,111.2 million |
|   |                   | Outstanding sub-loan by product    |                     |
|   |                   |                                    |                     |
|   |                   | by currency                        |                     |
|   |                   |                                    |                     |
| Overview EFSE portfolio share                       |                   | DEVELOPMENT FACILITY               |                     |
| Romania – 15%                                       | 134.3             | Number of projects since inception |                     |
| SEE <sup>1</sup> total – 62%                        | 535.3             | Romania                            | 51                  |
| EFSE total – 100%                                   | 866.2             | Total                              | 542                 |
|   |                   | Share                              | 9%                  |
|   |                   | Volume of projects since inception |                     |
|   |                   | Romania                            | EUR 1.7 million     |
|   |                   | Total                              | EUR 33.8 million    |
|   |                   | Share                              | 5%                  |

#### CURRENT PARTNER LENDING INSTITUTIONS (INVESTMENT PORTFOLIO)

| Institution Type         | PLI                | Initial investment (EUR million) | Institution Type | PLI                | Initial investment (EUR million) |
|--------------------------|--------------------|----------------------------------|------------------|--------------------|----------------------------------|
| Commercial Bank          | Alpha Bank         | 29.9                             | Leasing Company  | Garanti Leasing RO | 32.0                             |
| Commercial Bank          | Banca Transilvania | 45.0                             | Other NBF        | Agricover          | 32.7                             |
| Microcredit Organization | BT Microfinantare  | 14.0                             |                  |                    |                                  |
| Microcredit Organization | Patria Credit      | 8.0                              |                  |                    |                                  |
| Microcredit Organization | Vitas Romania      | 4.0                              |                  |                    |                                  |
| Leasing Company          | BT Leasing RO      | 20.0                             |                  |                    |                                  |

#### CONTACT INFORMATION

**KfW Development Bank (Initiator)**  
 Dr. Klaus Müller  
 Email Dr-Klaus.Mueller@kfw.de  
 Phone +49 (0) 69 74 31 35 95

**Finance in Motion GmbH (Advisor)**  
 Ms. Sylvia Wisniwski  
 Email S.Wisniwski@finance-in-motion.com  
 Phone +49 (0) 69 271 035 150

**Hauck & Aufhäuser Fund Services S.A. (Manager)**  
 Mr. Christoph Kraiker  
 Email Christoph.Kraiker@hauck-aufhaeuser.com  
 Phone +352 (0) 45 1314 510

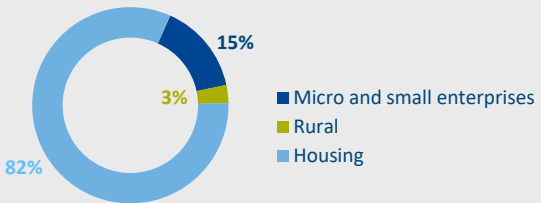
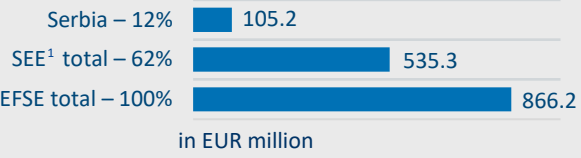
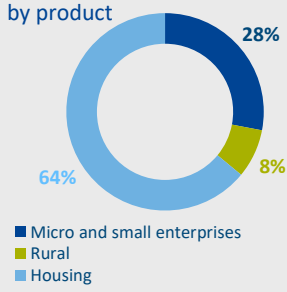
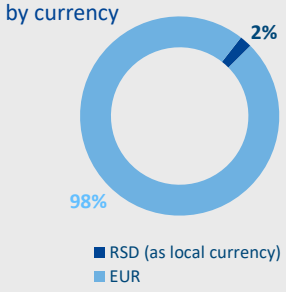
#### EFSE Disclaimer

The Fund is registered in the Grand Duchy of Luxembourg as an investment company with variable capital subject to the Law of 13 February 2007 and is reserved for institutional, professional or other well-informed investors as defined by Luxembourg law. The issue document or the assets held in the Fund have, however, not been approved or disapproved by any authority. The information given herein does not constitute an offer or solicitation in a jurisdiction where to do so is unlawful or where the person making the offer or solicitation is not qualified to do so or where a person receiving the offer or solicitation may not lawfully do so nor does it constitute a commitment of the Fund to offer its shares, notes, and/or other instruments to any investor. No guarantee is given as to the completeness, timeliness, or adequacy of the information provided herein. No investment may be made except upon the basis of the current issue document of the Fund. Not for distribution, offer, sale, transfer or resale in or into the United States of America, Canada, Japan or Australia or to any U.S. person or in any other jurisdiction in which such distribution, offer, sale, transfer or resale would be prohibited by applicable law. This document does not necessarily deal with every important topic or cover every aspect of the topics it deals with. The information in this document does not constitute investment, legal, tax or any other advice. It has been prepared without regard to the individual financial and other circumstances of persons who receive it. Neither the Fund nor Finance in Motion nor any of its shareholders, directors, officers, employees, service providers, advisors, or agents makes any representation or warranty or gives any undertaking of any kind, express or implied, or, to the extent permitted by applicable law, assumes any liability of any kind whatsoever, as to the timeliness, adequacy, correctness, completeness or suitability for any investor of any opinions, forecasts, projections, assumptions and any other information contained in, or otherwise in relation to, this document or assumes any undertaking to supplement any such information as further information becomes available or in light of changing circumstances. The content of this information is subject to change without prior notice © European Fund for Southeast Europe (EFSE), 2021. All rights reserved.

\*This designation is without prejudice to positions on status and is in line with UNSCR 1244/1999 and the ICJ Opinion on the Kosovo declaration of independence. Publication date: June 2021

Investment activities of the European Fund for Southeast Europe (EFSE), supported by:



| INVESTMENT PORTFOLIO COMMITTED                      |  | DEVELOPMENT PERFORMANCE            |   |
|---|--|------------------------------------|---|
| Number of active partner lending institutions (PLI) | <b>3</b>   | Number of borrowers                | <b>12,613</b>   |
| Total committed portfolio amount                    | <b>EUR 105.2 million</b>   | Sub-loan portfolio outstanding     | <b>EUR 140.8 million</b>  |
| Avg. investment committed per PLI                   | <b>EUR 35.1 million</b>  | Avg. outstanding MSE/Rural         | <b>EUR 5,261</b>  |
| Portfolio committed by product                      |   | Number sub-loans since inception   | <b>119,405</b>  |
| Overview EFSE portfolio share                       |  | Sub-loans since inception          | <b>EUR 1,318.7 million</b>  |
|   |  | Outstanding sub-loan by product    |   |
|   |  | by currency                        |  |
|   |  | DEVELOPMENT FACILITY               |   |
|   |  | Number of projects since inception |   |
|   |  | Volume of projects since inception |   |
|   |  | Serbia                             | 52  |
|   |  | Serbia                             | EUR 2.2 million   |
|   |  | Total                              | 542   |
|   |  | Total                              | EUR 33.8 million  |
|   |  | Share                              | 10%   |
|   |  | Share                              | 6%  |

#### CURRENT PARTNER LENDING INSTITUTIONS (INVESTMENT PORTFOLIO)

| Institution Type  | PLI                 | Initial investment (EUR million) |
|-------------------|---------------------|----------------------------------|
| Commercial Bank   | Halkbank RS         | 10.0                             |
| Commercial Bank   | UniCredit Bank RS   | 105.0                            |
| Microfinance Bank | Opportunity Bank RS | 18.0                             |

| CONTACT INFORMATION  |  |  |
|--|--|--|
| <b>KfW Development Bank (Initiator)</b><br>Dr. Klaus Müller<br>Email Dr-Klaus.Mueller@kfw.de<br>Phone +49 (0) 69 74 31 35 95 | <b>Finance in Motion GmbH (Advisor)</b><br>Ms. Sylvia Wisniwski<br>Email S.Wisniwski@finance-in-motion.com<br>Phone +49 (0) 69 271 035 150 | <b>Hauck &amp; Aufhäuser Fund Services S.A. (Manager)</b><br>Mr. Christoph Kraiker<br>Email Christoph.Kraiker@hauck-aufhaeuser.com<br>Phone +352 (0) 45 1314 510 |

**EFSE Disclaimer**

The Fund is registered in the Grand Duchy of Luxembourg as an investment company with variable capital subject to the Law of 13 February 2007 and is reserved for institutional, professional or other well-informed investors as defined by Luxembourg law. The issue document or the assets held in the Fund have, however, not been approved or disapproved by any authority. The information given herein does not constitute an offer or solicitation in a jurisdiction where to do so is unlawful or where the person making the offer or solicitation is not qualified to do so or where a person receiving the offer or solicitation may not lawfully do so nor does it constitute a commitment of the Fund to offer its shares, notes, and/or other instruments to any investor. No guarantee is given as to the completeness, timeliness, or adequacy of the information provided herein. No investment may be made except upon the basis of the current issue document of the Fund. Not for distribution, offer, sale, transfer or resale in or into the United States of America, Canada, Japan or Australia or to any U.S. person or in any other jurisdiction in which such distribution, offer, sale, transfer or resale would be prohibited by applicable law. This document does not necessarily deal with every important topic or cover every aspect of the topics it deals with. The information in this document does not constitute investment, legal, tax or any other advice. It has been prepared without regard to the individual financial and other circumstances of persons who receive it. Neither the Fund nor Finance in Motion nor any of its shareholders, directors, officers, employees, service providers, advisors, or agents makes any representation or warranty or gives any undertaking of any kind, express or implied, or, to the extent permitted by applicable law, assumes any liability of any kind whatsoever, as to the timeliness, adequacy, correctness, completeness or suitability for any investor of any opinions, forecasts, projections, assumptions and any other information contained in, or otherwise in relation to, this document or assumes any undertaking to supplement any such information as further information becomes available or in light of changing circumstances. The content of this information is subject to change without prior notice © European Fund for Southeast Europe (EFSE), 2021. All rights reserved.

\*This designation is without prejudice to positions on status and is in line with UNSCR 1244/1999 and the ICJ Opinion on the Kosovo declaration of independence. Publication date: June 2021

Investment activities of the European Fund for Southeast Europe (EFSE), supported by:



| INVESTMENT PORTFOLIO COMMITTED                      |                   | DEVELOPMENT PERFORMANCE            |                     |
|---|-------------------|------------------------------------|---------------------|
| Number of active partner lending institutions (PLI) | 7                 | Number of borrowers                | 15,416              |
| Total committed portfolio amount                    | EUR 108.2 million | Sub-loan portfolio outstanding     | EUR 143.2 million   |
| Avg. investment committed per PLI                   | EUR 15.5 million  | Avg. outstanding MSE/Rural         | EUR 9,292           |
| Portfolio committed by product                      |                   | Avg. outstanding Housing           | -                   |
|   |                   | Number sub-loans since inception   | 284,452             |
|   |                   | Sub-loans since inception          | EUR 1,724.7 million |
|   |                   | Outstanding sub-loan by product    |                     |
|   |                   |                                    |                     |
|   |                   | by currency                        |                     |
|   |                   |                                    |                     |
| Overview EFSE portfolio share                       |                   | DEVELOPMENT FACILITY               |                     |
| Turkey – 12%  | 108.2             | Number of projects since inception |                     |
| SEE <sup>1</sup> total – 62%                        | 535.3             | Turkey                             | 35                  |
| EFSE total – 100%                                   | 866.2             | Total                              | 542                 |
|   |                   | Share                              | 6%                  |
|   |                   | Volume of projects since inception |                     |
|   |                   | Turkey                             | EUR 3.6 million     |
|   |                   | Total                              | EUR 33.8 million    |
|   |                   | Share                              | 11%                 |

#### CURRENT PARTNER LENDING INSTITUTIONS (INVESTMENT PORTFOLIO)

| Institution Type | PLI                  | Initial investment (EUR million) | Institution Type | PLI                | Initial investment (EUR million) |
|------------------|----------------------|----------------------------------|------------------|--------------------|----------------------------------|
| Commercial Bank  | Alternatifbank       | 30.0                             | Leasing Company  | Garanti Leasing TR | 25.0                             |
| Commercial Bank  | Denizbank            | 20.0                             | Leasing Company  | Yapi Kredi Leasing | 43.0                             |
| Commercial Bank  | Finansbank           | 33.9                             |                  |                    |                                  |
| Commercial Bank  | Garanti Bank, Turkey | 19.8                             |                  |                    |                                  |
| Leasing Company  | QNB Finans Leasing   | 10.0                             |                  |                    |                                  |

| CONTACT INFORMATION  |  |  |
|--|--|--|
| <b>KfW Development Bank (Initiator)</b><br>Dr. Klaus Müller<br>Email Dr-Klaus.Mueller@kfw.de<br>Phone +49 (0) 69 74 31 35 95 | <b>Finance in Motion GmbH (Advisor)</b><br>Ms. Sylvia Wisniwski<br>Email S.Wisniwski@finance-in-motion.com<br>Phone +49 (0) 69 271 035 150 | <b>Hauck &amp; Aufhäuser Fund Services S.A. (Manager)</b><br>Mr. Christoph Kraiker<br>Email Christoph.Kraiker@hauck-aufhaeuser.com<br>Phone +352 (0) 45 1314 510 |

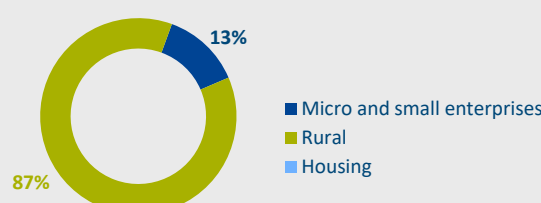
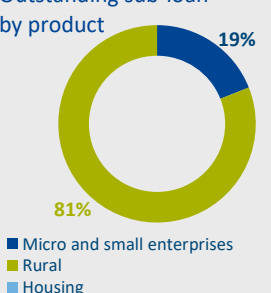
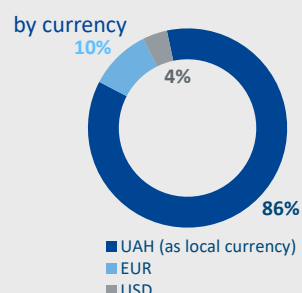
**EFSE Disclaimer**

The Fund is registered in the Grand Duchy of Luxembourg as an investment company with variable capital subject to the Law of 13 February 2007 and is reserved for institutional, professional or other well-informed investors as defined by Luxembourg law. The issue document or the assets held in the Fund have, however, not been approved or disapproved by any authority. The information given herein does not constitute an offer or solicitation in a jurisdiction where to do so is unlawful or where the person making the offer or solicitation is not qualified to do so or where a person receiving the offer or solicitation may not lawfully do so nor does it constitute a commitment of the Fund to offer its shares, notes, and/or other instruments to any investor. No guarantee is given as to the completeness, timeliness, or adequacy of the information provided herein. No investment may be made except upon the basis of the current issue document of the Fund. Not for distribution, offer, sale, transfer or resale in or into the United States of America, Canada, Japan or Australia or to any U.S. person or in any other jurisdiction in which such distribution, offer, sale, transfer or resale would be prohibited by applicable law. This document does not necessarily deal with every important topic or cover every aspect of the topics it deals with. The information in this document does not constitute investment, legal, tax or any other advice. It has been prepared without regard to the individual financial and other circumstances of persons who receive it. Neither the Fund nor Finance in Motion nor any of its shareholders, directors, officers, employees, service providers, advisors, or agents makes any representation or warranty or gives any undertaking of any kind, express or implied, or, to the extent permitted by applicable law, assumes any liability of any kind whatsoever, as to the timeliness, adequacy, correctness, completeness or suitability for any investor of any opinions, forecasts, projections, assumptions and any other information contained in, or otherwise in relation to, this document or assumes any undertaking to supplement any such information as further information becomes available or in light of changing circumstances. The content of this information is subject to change without prior notice © European Fund for Southeast Europe (EFSE), 2021. All rights reserved.

\*This designation is without prejudice to positions on status and is in line with UNSCR 1244/1999 and the ICJ Opinion on the Kosovo declaration of independence. Publication date: June 2021

Investment activities of the European Fund for Southeast Europe (EFSE), supported by:



| INVESTMENT PORTFOLIO COMMITTED  |                  | DEVELOPMENT PERFORMANCE   |                  |                              |       |                   |       |   |  |                                    |  |                                    |  |         |    |         |                 |       |     |       |                  |       |    |       |    |
|---|------------------|---|------------------|------------------------------|-------|-------------------|-------|---|--|------------------------------------|--|------------------------------------|--|---------|----|---------|-----------------|-------|-----|-------|------------------|-------|----|-------|----|
| Number of active partner lending institutions (PLI)   | 5                | Number of borrowers   | 1,161            |                              |       |                   |       |   |  |                                    |  |                                    |  |         |    |         |                 |       |     |       |                  |       |    |       |    |
| Total committed portfolio amount  | EUR 87.4 million | Avg. outstanding MSE/Rural  | EUR 57,514       |                              |       |                   |       |   |  |                                    |  |                                    |  |         |    |         |                 |       |     |       |                  |       |    |       |    |
| Avg. investment committed per PLI   | EUR 17.5 million | Number sub-loans since inception  | 4,609            |                              |       |                   |       |   |  |                                    |  |                                    |  |         |    |         |                 |       |     |       |                  |       |    |       |    |
| Portfolio committed by product  |                  | Outstanding sub-loan by product   |                  |                              |       |                   |       |   |  |                                    |  |                                    |  |         |    |         |                 |       |     |       |                  |       |    |       |    |
|    |                  |   |                  |                              |       |                   |       |   |  |                                    |  |                                    |  |         |    |         |                 |       |     |       |                  |       |    |       |    |
| Overview EFSE portfolio share   |                  | DEVELOPMENT FACILITY  |                  |                              |       |                   |       |   |  |                                    |  |                                    |  |         |    |         |                 |       |     |       |                  |       |    |       |    |
| <table border="1"> <tr> <td>Ukraine – 10%</td> <td>87.4</td> </tr> <tr> <td>ENR<sup>1</sup> total – 36%</td> <td>309.7</td> </tr> <tr> <td>EFSE total – 100%</td> <td>866.2</td> </tr> </table> <p>in EUR million</p> |                  | Ukraine – 10%   | 87.4             | ENR <sup>1</sup> total – 36% | 309.7 | EFSE total – 100% | 866.2 | <table border="1"> <tr> <td>Number of projects since inception</td> <td></td> <td>Volume of projects since inception</td> <td></td> </tr> <tr> <td>Ukraine</td> <td>30</td> <td>Ukraine</td> <td>EUR 0.8 million</td> </tr> <tr> <td>Total</td> <td>542</td> <td>Total</td> <td>EUR 33.8 million</td> </tr> <tr> <td>Share</td> <td>6%</td> <td>Share</td> <td>2%</td> </tr> </table> |  | Number of projects since inception |  | Volume of projects since inception |  | Ukraine | 30 | Ukraine | EUR 0.8 million | Total | 542 | Total | EUR 33.8 million | Share | 6% | Share | 2% |
| Ukraine – 10%   | 87.4             |   |                  |                              |       |                   |       |   |  |                                    |  |                                    |  |         |    |         |                 |       |     |       |                  |       |    |       |    |
| ENR <sup>1</sup> total – 36%  | 309.7            |   |                  |                              |       |                   |       |   |  |                                    |  |                                    |  |         |    |         |                 |       |     |       |                  |       |    |       |    |
| EFSE total – 100%   | 866.2            |   |                  |                              |       |                   |       |   |  |                                    |  |                                    |  |         |    |         |                 |       |     |       |                  |       |    |       |    |
| Number of projects since inception  |                  | Volume of projects since inception  |                  |                              |       |                   |       |   |  |                                    |  |                                    |  |         |    |         |                 |       |     |       |                  |       |    |       |    |
| Ukraine   | 30               | Ukraine   | EUR 0.8 million  |                              |       |                   |       |   |  |                                    |  |                                    |  |         |    |         |                 |       |     |       |                  |       |    |       |    |
| Total   | 542              | Total   | EUR 33.8 million |                              |       |                   |       |   |  |                                    |  |                                    |  |         |    |         |                 |       |     |       |                  |       |    |       |    |
| Share   | 6%               | Share   | 2%               |                              |       |                   |       |   |  |                                    |  |                                    |  |         |    |         |                 |       |     |       |                  |       |    |       |    |
| <p><sup>1</sup> ENR = European Neighborhood Region (Armenia, Azerbaijan, Belarus, Georgia, Moldova, Ukraine)</p>  |                  |  |                  |                              |       |                   |       |   |  |                                    |  |                                    |  |         |    |         |                 |       |     |       |                  |       |    |       |    |

| CURRENT PARTNER LENDING INSTITUTIONS (INVESTMENT PORTFOLIO) |                    |                                  |
|---|--------------------|----------------------------------|
| Institution Type  | PLI                | Initial investment (EUR million) |
| Commercial Bank   | Agroprosperis Bank | 10.0                             |
| Commercial Bank   | Kredo Bank         | 12.7                             |
| Commercial Bank   | Bank Lviv          | 13.0                             |
| Commercial Bank   | ProCredit Bank UA  | 40.0                             |
| Leasing Company   | OTP Leasing        | 13.9                             |

| CONTACT INFORMATION  |  |  |
|--|--|--|
| <b>KfW Development Bank (Initiator)</b><br>Dr. Klaus Müller<br>Email Dr-Klaus.Mueller@kfw.de<br>Phone +49 (0) 69 74 31 35 95 | <b>Finance in Motion GmbH (Advisor)</b><br>Ms. Sylvia Wisniwski<br>Email S.Wisniwski@finance-in-motion.com<br>Phone +49 (0) 69 271 035 150 | <b>Hauck &amp; Aufhäuser Fund Services S.A. (Manager)</b><br>Mr. Christoph Kraiker<br>Email Christoph.Kraiker@hauck-aufhaeuser.com<br>Phone +352 (0) 45 1314 510 |

**EFSE Disclaimer**

The Fund is registered in the Grand Duchy of Luxembourg as an investment company with variable capital subject to the Law of 13 February 2007 and is reserved for institutional, professional or other well-informed investors as defined by Luxembourg law. The issue document or the assets held in the Fund have, however, not been approved or disapproved by any authority. The information given herein does not constitute an offer or solicitation in a jurisdiction where to do so is unlawful or where the person making the offer or solicitation is not qualified to do so or where a person receiving the offer or solicitation may not lawfully do so nor does it constitute a commitment of the Fund to offer its shares, notes, and/or other instruments to any investor. No guarantee is given as to the completeness, timeliness, or adequacy of the information provided herein. No investment may be made except upon the basis of the current issue document of the Fund. Not for distribution, offer, sale, transfer or resale in or into the United States of America, Canada, Japan or Australia or to any U.S. person or in any other jurisdiction in which such distribution, offer, sale, transfer or resale would be prohibited by applicable law. This document does not necessarily deal with every important topic or cover every aspect of the topics it deals with. The information in this document does not constitute investment, legal, tax or any other advice. It has been prepared without regard to the individual financial and other circumstances of persons who receive it. Neither the Fund nor Finance in Motion nor any of its shareholders, directors, officers, employees, service providers, advisors, or agents makes any representation or warranty or gives any undertaking of any kind, express or implied, or, to the extent permitted by applicable law, assumes any liability of any kind whatsoever, as to the timeliness, adequacy, correctness, completeness or suitability for any investor of any opinions, forecasts, projections, assumptions and any other information contained in, or otherwise in relation to, this document or assumes any undertaking to supplement any such information as further information becomes available or in light of changing circumstances. The content of this information is subject to change without prior notice © European Fund for Southeast Europe (EFSE), 2021. All rights reserved.

\*This designation is without prejudice to positions on status and is in line with UNSCR 1244/1999 and the ICJ Opinion on the Kosovo declaration of independence. Publication date: June 2021

Investment activities of the European Fund for Southeast Europe (EFSE), supported by:

