

30/09/2023

Armenia

## COUNTRY FACT SHEET

## INVESTMENT PORTFOLIO

Number (Nr.) of active partner lending institutions (PLI)

4

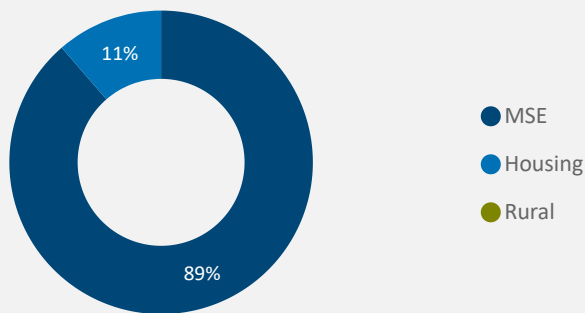
Committed investment portfolio

EUR 82.2M

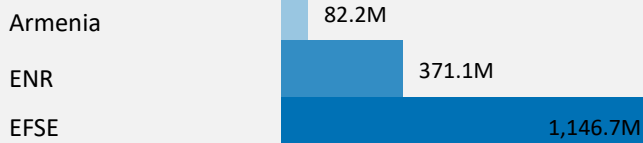
Avg. investment committed per PLI

EUR 20.5M

Portfolio committed by product



Overview EFSE Portfolio (EUR)



ENR = European Neighborhood Region (Armenia, Azerbaijan, Belarus, Georgia, Moldova, Ukraine)

## DEVELOPMENT FACILITY

Number of projects since inception

Country	80
Total Fund	641
Share of Country	12 %

Volume of projects since inception

Country (EUR)	2.4M
Total Fund (EUR)	45.0M
Share of Country	5 %

## CONTACT INFORMATION

**KfW Development Bank (Initiator)**  
Dr. Klaus Müller  
Email Klaus.Müller@kfw.de  
Phone +49 (0) 69 74 31 35 95


**Finance in Motion GmbH (Advisor)**  
Ms. Sylvia Wisniwski  
Email S.Wisniwski@finance-in-motion.com  
Phone +49 (0) 69 271 035 150

**Hauck & Aufhäuser Fund Services S.A. (Manager)**  
Mr. Christoph Kraiker  
Email Cristoph.Kraiker@hal-privatbank.com  
Phone +352 (0) 45 1314 510

## EFSE Disclaimer

The Fund is registered in the Grand Duchy of Luxembourg as an investment company with variable capital subject to the Law of 13 February 2007 and is reserved for institutional, professional or other well-informed investors as defined by Luxembourg law. The issue document or the assets held in the Fund have, however, not been approved or disapproved by any authority. The information given herein does not constitute an offer or solicitation in a jurisdiction where to do so is unlawful or where the person making the offer or solicitation is not qualified to do so or where a person receiving the offer or solicitation may not lawfully do so nor does it constitute a commitment of the Fund to offer its shares, notes, and/or other instruments to any investor. No guarantee is given as to the completeness, timeliness, or adequacy of the information provided herein. No investment may be made except upon the basis of the current issue document of the Fund. Not for distribution, offer, sale, transfer or resale in or into the United States of America, Canada, Japan or Australia or to any U.S. person or in any other jurisdiction in which such distribution, offer, sale, transfer or resale would be prohibited by applicable law. This document does not necessarily deal with every important topic or cover every aspect of the topics it deals with. The information in this document does not constitute investment, legal, tax or any other advice. It has been prepared without regard to the individual financial and other circumstances of persons who receive it. Neither the Fund nor Finance in Motion nor any of its shareholders, directors, officers, employees, service providers, advisors, or agents makes any representation or warranty or gives any undertaking of any kind, express or implied, or, to the extent permitted by applicable law, assumes any liability of any kind whatsoever, as to the timeliness, adequacy, correctness, completeness or suitability for any investor of any opinions, forecasts, projections, assumptions and any other information contained in, or otherwise in relation to, this document or assumes any undertaking to supplement any such information as further information becomes available or in light of changing circumstances. The content of this information is subject to change without prior notice. © European Fund for Southeast Europe 2023. All rights reserved. The designation of Kosovo within this document is without prejudice to positions on status and is in line with UNSCR 1244/1999 and the ICJ Opinion on the Kosovo declaration of independence.

EFSE – A Development Finance Initiative supported by:



## INVESTMENT PORTFOLIO

Institution type	PLI	Initial investment (EUR)
Bank	ACBA	61.0M
Bank	Araratbank	14.6M
Bank	Inecobank	36.1M
Leasing Company	ACBA Leasing	7.5M

## INVESTMENT PORTFOLIO

Nr. of borrowers

1,874

Sub-loan portfolio outstanding

EUR 46.6M

Avg. outstanding MSE/Rural

EUR 24,568

Avg. outstanding Housing

EUR 26,959

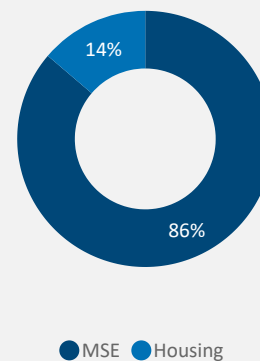
Nr. of borrowers since inception

63,977

Sub-loans since inception

EUR 806.5M

Outstanding sub-loans by product



by currency

